

WORKSHEET

NAME -

CLASS -

ROLL NO. -

DATE - ... / ... /

SUBJECT -

TOPIC -

How many altogether? मिलाकर कितने हुए ?

$$\bigcirc \bigcirc \bigcirc + \bigcirc \bigcirc = \bigcirc \bigcirc \bigcirc \bigcirc \bigcirc$$

$$\triangle \triangle + \triangle \triangle =$$

$$\text{Cylinder} \text{ Cylinder} + \text{Cylinder} =$$

$$\otimes \otimes \otimes + \otimes =$$

$$\bigcirc \bigcirc \bigcirc + \bigcirc \bigcirc =$$

$$\square \square \square + \square \square \square =$$

$$\diamond \diamond \diamond \diamond \diamond + \diamond \diamond =$$

$$+ =$$

$$+ =$$

WORKSHEET

NAME -

CLASS -

ROLL NO. -

DATE - ... / ... /

SUBJECT -

TOPIC -

How many altogether? मिलाकर कितने हुए?

$\square \square + \square \square = \square \square \square \square$

$\triangle \triangle \triangle + \triangle \triangle =$

$\bigcirc \bigcirc \bigcirc + \bigcirc \bigcirc \bigcirc =$

$\otimes \otimes \otimes + \otimes =$

$\bigcirc \bigcirc \bigcirc + \bigcirc \bigcirc =$

$\text{😊} + \text{😊😊😊} =$

$\diamond \diamond \diamond \diamond \diamond + \diamond \diamond =$

$+ =$

$+ =$

WORKSHEET

NAME -

CLASS -



ROLL NO. -



DATE - ... / ... /

SUBJECT -

TOPIC -

How many altogether? मिलाकर कितने हुए लिखें

 +  =



 +  =

 +  =

 +  =

 +  =

 +  =

 +  =

+ =

+ =

WORKSHEET

NAME -

CLASS -

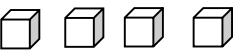
ROLL NO. -

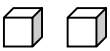
DATE - ... / ... /

SUBJECT -


TOPIC -


How many altogether? मिलाकर कितने हुए?



 +
 

 =



 +
 


 =



 +
 

 =




 +
 


 =



 +
 

 =



 +
 

 =



 +
 

 =

+ =

+ =

WORKSHEET

NAME -

CLASS -

ROLL NO. -

DATE - ... / ... /

SUBJECT -

TOPIC -

Add with line (जोड़ें) -

$2 + 1 = 3$

$3 + 2 = 5$

$3 + 1 = 4$

$2 + 2 =$

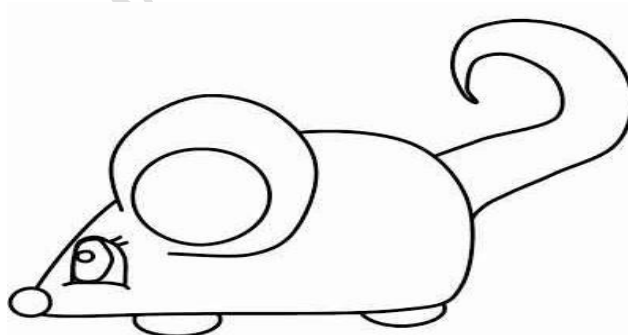
$3 + 3 =$

$3 + 4 =$

$4 + 4 =$

$5 + 4 =$

$5 + 5 =$



Colour it

$+ =$

$+ =$

$+ =$

$+ =$

$+ =$

$+ =$

WORKSHEET

NAME -

CLASS -

ROLL NO. -

DATE - ... / ... /

SUBJECT -

TOPIC -

Add with line (जोड़ें) -

$$\begin{array}{r} 2 \quad || \\ + 1 \quad | \\ \hline 3 \end{array}$$

$$\begin{array}{r} 5 \quad ||||| \\ + 1 \quad | \\ \hline 6 \end{array}$$

$$\begin{array}{r} 4 \\ + 1 \\ \hline \end{array}$$

$$\begin{array}{r} 3 \\ + 4 \\ \hline \end{array}$$

$$\begin{array}{r} 5 \\ + 4 \\ \hline \end{array}$$

$$\begin{array}{r} 4 \\ + 4 \\ \hline \end{array}$$

$$\begin{array}{r} 6 \\ + 3 \\ \hline \end{array}$$

$$\begin{array}{r} 7 \\ + 1 \\ \hline \end{array}$$

$$\begin{array}{r} 3 \\ + 5 \\ \hline \end{array}$$



$$\begin{array}{r} \\ + \\ \hline \end{array}$$

$$\begin{array}{r} \\ + \\ \hline \end{array}$$

$$\begin{array}{r} \\ + \\ \hline \end{array}$$

WORKSHEET

NAME -

CLASS -

ROLL NO. -

DATE - ... / ... /

SUBJECT -

TOPIC -

Adding with zero 0 शून्य 0 के साथ जोड़ -

$$\begin{array}{r} 3 \quad ||| \\ + 0 \\ \hline 3 \end{array}$$

$$\begin{array}{r} 5 \quad |||| \\ + 0 \\ \hline 5 \end{array}$$

$$\begin{array}{r} 1 \\ + 0 \\ \hline \end{array}$$

$$\begin{array}{r} 4 \\ + 0 \\ \hline \end{array}$$




$$\begin{array}{r} 8 \\ + 0 \\ \hline \end{array}$$

$$\begin{array}{r} 7 \\ + 0 \\ \hline \end{array}$$

$$\begin{array}{r} 0 \\ + 3 \\ \hline \end{array}$$

$$\begin{array}{r} 0 \\ + 2 \\ \hline \end{array}$$

$$\begin{array}{r} 0 \\ + 6 \\ \hline \end{array}$$



$$\begin{array}{r} \\ + \\ \hline \end{array}$$

$$\begin{array}{r} \\ + \\ \hline \end{array}$$

$$\begin{array}{r} \\ + \\ \hline \end{array}$$

WORKSHEET

NAME -

CLASS -

ROLL NO. -

DATE - ... / ... /

SUBJECT -

TOPIC -

Adding with One 1 (1 के साथ जोड़) -

$$\begin{array}{r} 5 \text{ |||||} \\ + 1 \text{ |} \\ \hline 6 \end{array}$$

$$\begin{array}{r} 4 \text{ ||||} \\ + 1 \text{ |} \\ \hline 5 \end{array}$$

$$\begin{array}{r} 3 \\ + 1 \\ \hline \end{array}$$

$$\begin{array}{r} 6 \\ + 1 \\ \hline \end{array}$$


$$\begin{array}{r} 9 \\ + 1 \\ \hline \end{array}$$

$$\begin{array}{r} 1 \\ + 1 \\ \hline \end{array}$$

$$\begin{array}{r} 7 \\ + 1 \\ \hline \end{array}$$

$$\begin{array}{r} 8 \\ + 1 \\ \hline \end{array}$$

$$\begin{array}{r} 2 \\ + 1 \\ \hline \end{array}$$



$$\begin{array}{r} \\ + \\ \hline \end{array}$$

$$\begin{array}{r} \\ + \\ \hline \end{array}$$

$$\begin{array}{r} \\ + \\ \hline \end{array}$$

WORKSHEET

NAME -

CLASS -



ROLL NO. -




DATE - ... / ... /




SUBJECT -




TOPIC -




Add (जोड़ें) -




 +  = 
5 + 2

 +  = 

 +  = 

 +  = 

 +  = 

 +  = 

WORKSHEET

NAME -

CLASS -

ROLL NO. -

DATE - ... / ... /

SUBJECT -

TOPIC -

उदाहरण अनुसार निम्न प्रश्नों को लिखें व हल करके बताएं -

3 में 5 जोड़ें
3
+ 5

4 में 4 जोड़ें
4
+ 4

2 में 1 जोड़ें
2
+ 1

4 में 2 जोड़ें
4
+ 2

7 में 1 जोड़ें
7
+ 1

3 में 3 जोड़ें
3
+ 3

2 में 2 जोड़ें
2
+ 2

6 में 4 जोड़ें

4 में 3 जोड़ें

3 में 5 जोड़ें

.... में जोड़ें

.... में जोड़ें