

WORKSHEET

NAME - .....

CLASS - .....





























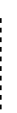




ROLL NO. - .....

DATE - ... / ... / .....

SUBJECT - .....

TOPIC - .....

**Pattern Sheet - 1**

Remark: \_\_\_\_\_

Teacher's Sign \_\_\_\_\_

WORKSHEET

NAME - .....

CLASS - .....


ROLL NO. - .....

DATE - ... / ... / .....

SUBJECT - .....

TOPIC - .....

Pattern Sheet - 2

	_____	_____	_____	_____	_____
.....	.....	.....	.....	.....	.....
.....	.....	.....	.....	.....	.....
.....	.....	.....	.....	.....	
.....	.....	.....	.....		
.....	.....	.....			
.....	.....				
.....					
.....					

Remark: \_\_\_\_\_

Teacher's Sign \_\_\_\_\_

WORKSHEET

NAME - .....

CLASS - .....

ROLL NO. - .....

DATE - ... / ... / .....

SUBJECT - .....

TOPIC - .....

E F H I J L T

Workceet.com

Remark: \_\_\_\_\_

Teacher's Sign \_\_\_\_\_

WORKSHEET

NAME - .....

CLASS - .....

ROLL NO. - .....

DATE - ... / ... / .....

SUBJECT - .....

TOPIC - .....

**Pattern Sheet – 3**


Remark: \_\_\_\_\_

Teacher's Sign \_\_\_\_\_

WORKSHEET

NAME - .....

CLASS - .....

























































ROLL NO. - .....

DATE - ... / ... / .....

SUBJECT - .....

TOPIC - .....

**Pattern Sheet - 4**

Remark: \_\_\_\_\_

Teacher's Sign \_\_\_\_\_

WORKSHEET

NAME - .....

CLASS - .....

ROLL NO. - .....

DATE - ... / ... / .....

SUBJECT - .....

TOPIC - .....

A K M N V W

X Y Z

Remark: \_\_\_\_\_

Teacher's Sign \_\_\_\_\_

WORKSHEET

NAME - .....

CLASS - .....

ROLL NO. - .....

DATE - ... / ... / .....

SUBJECT - .....

TOPIC - .....

**Pattern Sheet - 5**


Remark: \_\_\_\_\_

Teacher's Sign \_\_\_\_\_

WORKSHEET

NAME - .....

CLASS - .....

ROLL NO. - .....

DATE - ... / ... / .....

SUBJECT - .....

TOPIC - .....

**Pattern Sheet – 6**


Remark: \_\_\_\_\_

Teacher's Sign \_\_\_\_\_



WORKSHEET

NAME - .....

CLASS - .....

ROLL NO. - .....

DATE - ... / ... / .....

SUBJECT - .....

TOPIC - .....

B

C

D

G

P

R

S

Workceet.com

WORKSHEET

NAME - .....

CLASS - .....

ROLL NO. - .....

DATE - ... / ... / .....

SUBJECT - .....

TOPIC - .....

**Pattern Sheet - 7**


Remark: \_\_\_\_\_

Teacher's Sign \_\_\_\_\_

WORKSHEET

NAME - .....

CLASS - .....

ROLL NO. - .....

DATE - ... / ... / .....

SUBJECT - .....

TOPIC - .....

O O O Q Q Q Q

Workceet.com

Remark: \_\_\_\_\_

Teacher's Sign \_\_\_\_\_

WORKSHEET

NAME - .....

CLASS - .....










































ROLL NO. - .....

DATE - ... / ... / .....

SUBJECT - .....

TOPIC - .....

**Pattern Sheet – 8**

Remark: \_\_\_\_\_

Teacher's Sign \_\_\_\_\_

WORKSHEET

NAME - .....

CLASS - .....

ROLL NO. - .....

DATE - ... / ... / .....

SUBJECT - .....

TOPIC - .....

U U U U U U

Workceet.com

WORKSHEET

NAME - .....

CLASS - .....

ROLL NO. - .....

DATE - ... / ... / .....

SUBJECT - .....

TOPIC - .....

Pattern Sheet - 9

The pattern sheet consists of 12 rows. The first row is a solid black zigzag line. The second row is a dotted zigzag line. The third row is a dotted zigzag line. The fourth row is a dotted zigzag line. The fifth row is a dotted zigzag line. The sixth row is a dotted zigzag line. The seventh row is a dotted zigzag line. The eighth row is a dotted zigzag line. The ninth row is a dotted zigzag line. The tenth row is a dotted zigzag line. The eleventh row is a dotted zigzag line. The twelfth row is a dotted zigzag line.

Remark: \_\_\_\_\_

Teacher's Sign \_\_\_\_\_

WORKSHEET

NAME - .....

CLASS - .....

ROLL NO. - .....

DATE - ... / ... / .....

SUBJECT - .....

TOPIC - .....

**Pattern Sheet -10**

The pattern consists of a continuous series of overlapping arches. Each arch starts with a vertical line on the left, curves over to the right, and ends with a vertical line on the right. The arches overlap such that the right vertical line of one arch is the left vertical line of the next. The first row is a solid black line. The second row is a dotted line. The third row is a dotted line. The fourth row is a dotted line. The fifth row is a dotted line. The sixth row is a dotted line. The seventh row is a dotted line. The eighth row is a dotted line. The ninth row is a dotted line. The tenth row is a dotted line. The eleventh row is a dotted line. The twelfth row is a dotted line.

Remark: \_\_\_\_\_

Teacher's Sign \_\_\_\_\_

WORKSHEET

NAME - .....

CLASS - .....

ROLL NO. - .....

DATE - ... / ... / .....

SUBJECT - .....

TOPIC - .....

**Pattern Sheet-11**

Handwriting practice section for the letter 'w'. It consists of 11 rows. The first row contains a continuous solid line of connected 'w' shapes. The second row contains a continuous dotted line of connected 'w' shapes. The third row contains a continuous dotted line of connected 'w' shapes. The fourth row contains a continuous dotted line of connected 'w' shapes. The fifth row contains a continuous dotted line of connected 'w' shapes. The sixth row contains a continuous dotted line of connected 'w' shapes. The seventh row contains a continuous dotted line of connected 'w' shapes. The eighth row contains a continuous dotted line of connected 'w' shapes. The ninth row contains a continuous dotted line of connected 'w' shapes. The tenth row contains a single dotted 'w' character. The eleventh row contains a single dotted 'w' character.

Remark: \_\_\_\_\_

Teacher's Sign \_\_\_\_\_



WORKSHEET

NAME - .....

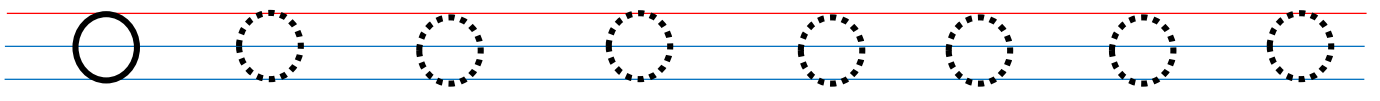
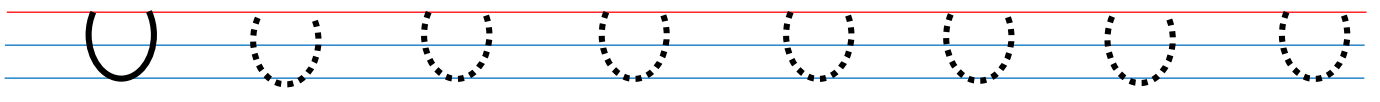
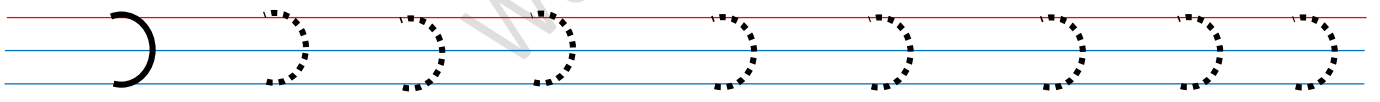
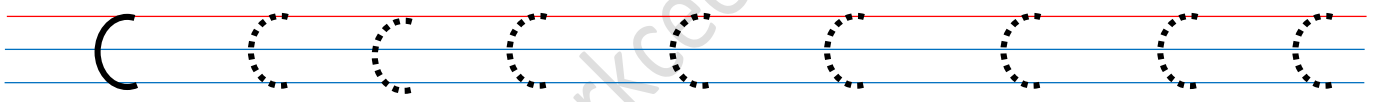
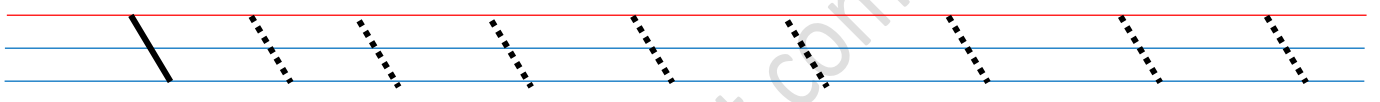
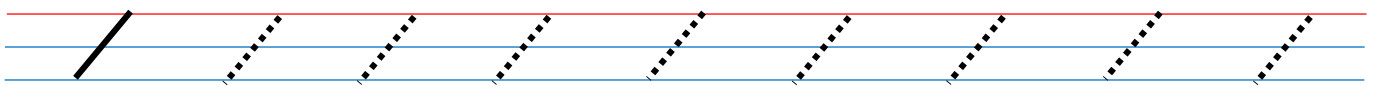
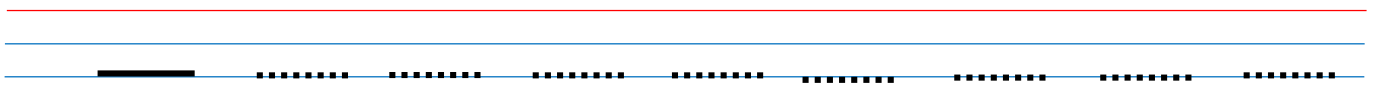
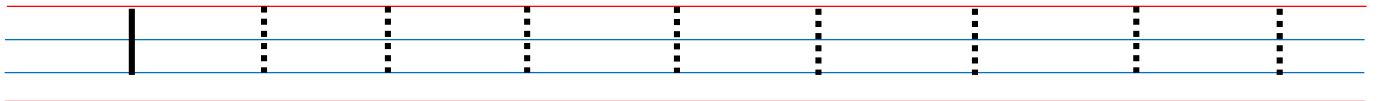
CLASS - .....

ROLL NO. - .....

DATE - ... / ... / .....

SUBJECT - .....

TOPIC - .....



Remark: \_\_\_\_\_

Teacher's Sign \_\_\_\_\_