

WORKSHEET

NAME - .....

CLASS - .....

ROLL NO. - .....

DATE - ... / ... / .....

SUBJECT - .....

TOPIC - .....

Vegetables Name



Potatoes



Onion



Tomato



Pea



Cauliflower



Cabbage



Capsicum



Beans



Pumpkin



Spinach



Lady Finger



Brinjal

WORKSHEET

NAME - .....

CLASS - .....


ROLL NO. - .....

DATE - ... / ... / .....

SUBJECT - .....

TOPIC - .....

Match the followings —



Lady Finger

Onion

Brinjal

Cauliflower

Capsicum

Tomato

Pea

Cabbage

Potatoes

Pumpkin

Beans

Spinach



WORKSHEET

NAME - .....

CLASS - .....

ROLL NO. - .....

DATE - ... / ... / .....

SUBJECT - .....

TOPIC - .....

Fill in the blanks -



....ea



...pinach



....nion



....auliflower



...umpkin



....eans



....apsicum



...omato



....abbage



...otatoes



....ady Finger



...rinjal

WORKSHEET

NAME - .....

CLASS - .....


ROLL NO. - .....

DATE - ... / ... / .....


SUBJECT - .....

TOPIC - .....


Cut and paste vegetables pictures here —




Potato




Capsicum




Lady Finger




Brinjal




Pea




Tomato




Spinach




Pumpkin




Onion



Beans



Cauliflower



Cabbage

WORKSHEET

NAME - .....

CLASS - .....

ROLL NO. - .....

DATE - ... / ... / .....

SUBJECT - .....

TOPIC - .....

Write vegetables name —




.....



.....



.....



.....



.....



.....



.....



.....



.....



.....



.....



.....

WORKSHEET

NAME - .....

CLASS - .....


ROLL NO. - .....

DATE - ... / ... / .....


SUBJECT - .....

TOPIC - .....


Draw and colour vegetables pictures here —




Cauliflower



Potato



Pumpkin




Brinjal



Beans



Onion




Capsicum



Lady Finger



Pea



Cabbage



Spinach



Tomato