

WORKSHEET

NAME -

CLASS -

ROLL NO. -

DATE - ... / ... /

SUBJECT -

TOPIC -

सब्जियों के नाम



आलू



प्याज



टमाटर



मटर



गोभी



बंदगोभी



शिमला मिर्च



सेम



कद्दू



पालक



भिंडी



बैंगन

WORKSHEET

NAME -

CLASS -

ROLL NO. -

DATE - ... / ... /

SUBJECT -

TOPIC -

सब्जियों के नाम से मिलान किजिए -



गोभी

शिमला मिर्च

बैंगन

प्याज

टमाटर

भिंडी



पालक

कद्दू

मटर

आलू

सेम

बंदगोभी

WORKSHEET

NAME -

CLASS -

ROLL NO. -

DATE - ... / ... /

SUBJECT -

TOPIC -

सब्जियों के नाम पूरा करें -



म... ..



पाल....



प्या.....



...ोभी



....द्दू



से.....



शिम... मिर्च



टमाट...



बं... गोभी



.... लू



भिं....ी



बैंग....

WORKSHEET

NAME -

CLASS -


ROLL NO. -

DATE - ... / ... /


SUBJECT -

TOPIC -


सब्जियों के चित्र काटकर चिपकाएं -



भिंडी




बंदगोभी




कद्दू




गोभी




आलू




शिमला मिर्च



मटर




सेम




टमाटर



बैंगन



प्याज



पालक

WORKSHEET

NAME -

CLASS -

ROLL NO. -

DATE - ... / ... /

SUBJECT -

TOPIC -

सब्जियों के नाम लिखें -




.....



.....



.....



.....



.....



.....



.....



.....



.....



.....



.....



.....

WORKSHEET

NAME -

CLASS -

ROLL NO. -

DATE - ... / ... /


SUBJECT -

TOPIC -


सब्जियों के चित्र बनाकर रंग भरें -



कद्दू



भिंडी




आलू




शिमला मिर्च




बैंगन




बंदगोभी




सेम



गोभी




मटर



प्याज



टमाटर



पालक