

WORKSHEET

NAME -

CLASS -


ROLL NO. -

DATE - ... / ... /

SUBJECT -

TOPIC -

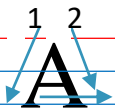
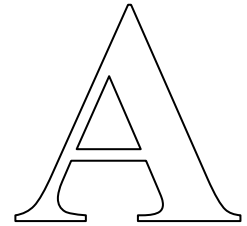
Colour the pictures and letter



Apple



Ant



3



Remark: _____

Teacher's Sign _____

WORKSHEET

NAME -

CLASS -

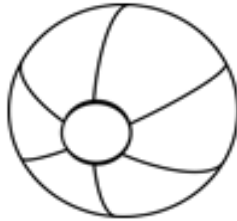
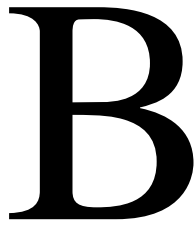
ROLL NO. -

DATE - ... / ... /

SUBJECT -

TOPIC -


Colour the pictures and letter



Ball



Bat



1 2 B B B B B B B

B B B B B B B

B B B B B B B

B B B B B B B

• • • • • • •

• • • • • • •

Remark: _____

Teacher's Sign _____

WORKSHEET

NAME -

CLASS -


ROLL NO. -

DATE - ... / ... /

SUBJECT -

TOPIC -

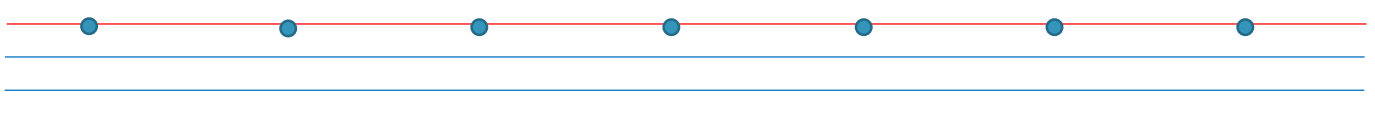

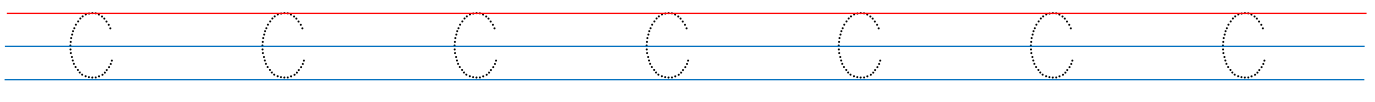
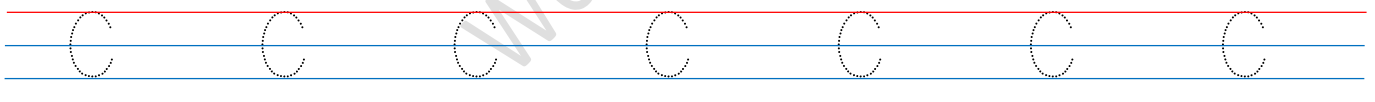
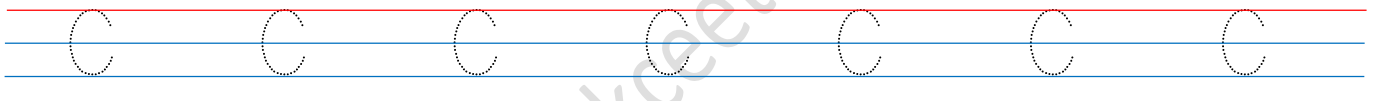
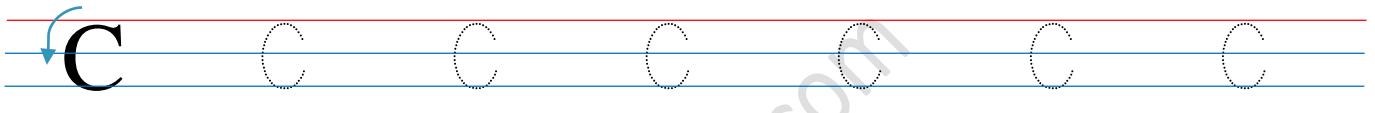
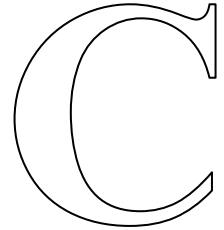
Colour the pictures and letter



Cat



Car



Remark: _____

Teacher's Sign _____

WORKSHEET

NAME -

CLASS -


ROLL NO. -

DATE - ... / ... /

SUBJECT -

TOPIC -


Colour the pictures and letter



Dog



Duck



Handwriting practice section with four rows of lines. The first row shows stroke order: 1 (downward arrow) and 2 (curved arrow). It contains seven dotted 'D's for tracing. The next three rows each contain seven dotted 'D's for tracing. The final two rows each contain seven blue dots on the top line for independent writing practice.

Remark: _____

Teacher's Sign _____

WORKSHEET

NAME -

CLASS -


ROLL NO. -

DATE - ... / ... /

SUBJECT -

TOPIC -

Colour the pictures and letter



Elephant



Egg



Tracing row 1: A large letter 'E' with stroke order arrows (1: vertical down, 2: top horizontal right, 3: middle horizontal right, 4: bottom horizontal right) followed by five dotted 'E's on a four-line grid.

Tracing row 2: Five dotted 'E's on a four-line grid.

Tracing row 3: Five dotted 'E's on a four-line grid.

Tracing row 4: Five dotted 'E's on a four-line grid.

Tracing row 5: Seven blue dots on a four-line grid.

Tracing row 6: Seven blue dots on a four-line grid.

Remark: _____

Teacher's Sign _____

WORKSHEET

NAME -

CLASS -

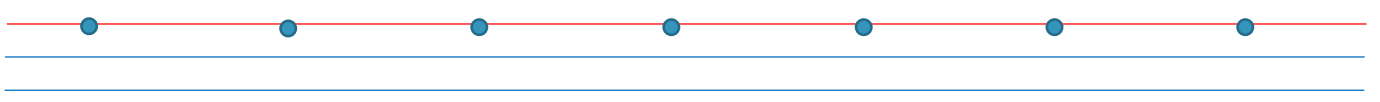
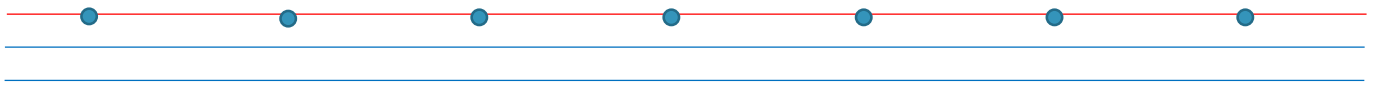
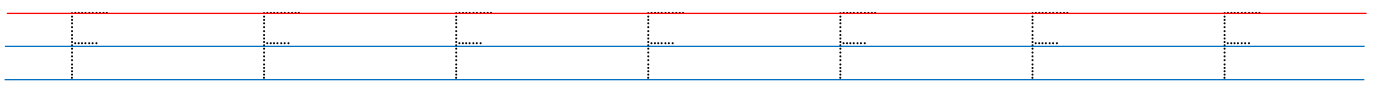
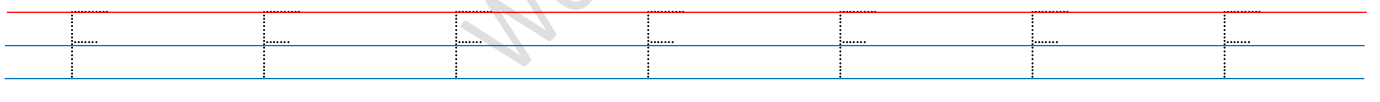
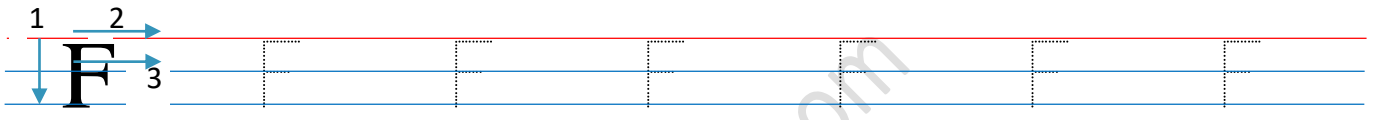

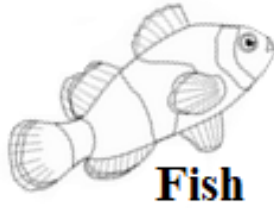

ROLL NO. -

DATE - ... / ... /

SUBJECT -

TOPIC -

Colour the pictures and letter



Remark: _____

Teacher's Sign _____

WORKSHEET

NAME -

CLASS -

ROLL NO. -

DATE - ... / ... /

SUBJECT -

TOPIC -

A



Apple

A A A A A A



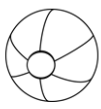
Ant

A A A A A A

A A A A A A

• • • • • • •

B



Ball

B B B B B B



Bat

B B B B B B

B B B B B B

• • • • • • •

Remark: _____

Teacher's Sign _____

WORKSHEET

NAME -

CLASS -

ROLL NO. -

DATE - ... / ... /

SUBJECT -

TOPIC -

C



Cat

C C C C C C



Car

C C C C C C

C C C C C C C

• • • • • • •

D



Dog

D D D D D D



Duck

D D D D D D

D D D D D D

• • • • • • •

Remark: _____

Teacher's Sign _____

WORKSHEET

NAME -

CLASS -


ROLL NO. -

DATE - ... / ... /

SUBJECT -

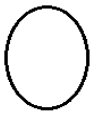
TOPIC -

E



Elephant

E E E E E E



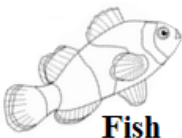
Egg

E E E E E E

E E E E E E

• • • • • • •

F



Fish

F F F F F F



Fan

F F F F F F

F F F F F F

• • • • • • •

Remark: _____

Teacher's Sign _____

WORKSHEET

NAME -

CLASS -

ROLL NO. -

DATE - ... / ... /

SUBJECT -

TOPIC -

A-F

A A A

B B B

C C C

D D D

E E E

F F F

A B C D E F

.

Remark: _____

Teacher's Sign _____