

WORKSHEET

NAME -

CLASS -

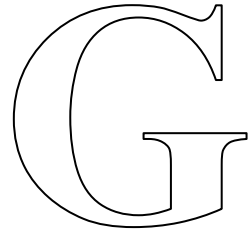

ROLL NO. -

DATE - ... / ... /

SUBJECT -

TOPIC -

Colour the pictures and letter



Tracing practice area with four rows of handwriting lines. The first row shows a large 'G' with stroke order arrows: 1 (curved top), 2 (horizontal bar), and 3 (vertical stem). This is followed by six rows of dashed 'G's for tracing. The final two rows each contain seven blue dots on the top red line, intended for independent writing practice.

Remark: _____

Teacher's Sign _____

WORKSHEET

NAME -

CLASS -

ROLL NO. -

DATE - ... / ... /

SUBJECT -

TOPIC -

Colour the pictures and letter

H



Hat

H

Handwriting practice section with four rows of lines. The first row shows stroke order for the letter 'H' with numbers 1, 2, and 3. The second row contains dotted 'H's for tracing. The third row contains dotted 'H's for tracing. The fourth row contains dotted 'H's for tracing. The fifth row contains blue dots on a red line for starting points. The sixth row contains blue dots on a red line for starting points.

Remark: _____

Teacher's Sign _____

WORKSHEET

NAME -

CLASS -

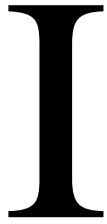
ROLL NO. -

DATE - ... / ... /

SUBJECT -

TOPIC -

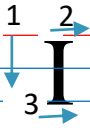
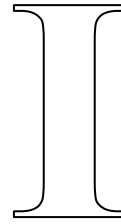
Colour the pictures and letter



Ice cream



Ice cube



Tracing practice area with multiple rows of handwriting lines. Each row contains a dotted letter 'I' for tracing. The bottom two rows feature blue dots on the top red line for independent writing practice.

Remark: _____

Teacher's Sign _____

WORKSHEET

NAME -

CLASS -

ROLL NO. -

DATE - ... / ... /

SUBJECT -

TOPIC -

Colour the pictures and letter

J



Jug



Juice

J

Handwriting practice section with multiple rows of three-line guides (top red, middle blue, bottom red). The first row shows a solid letter 'J' with stroke order arrows: '1' for the vertical line down and '2' for the curved bottom. This is followed by several rows of dotted 'J's for tracing. The final two rows each contain seven blue dots on the top red line, intended for independent letter formation.

Remark: _____

Teacher's Sign _____

WORKSHEET

NAME -

CLASS -

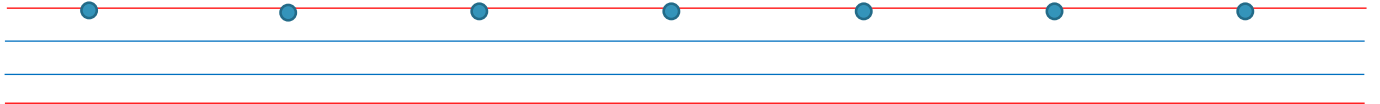
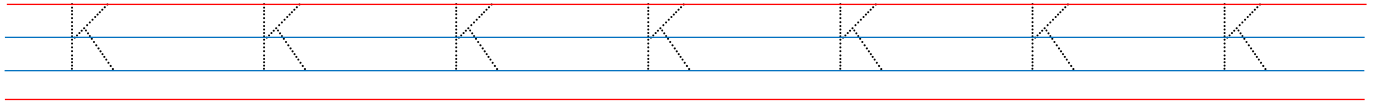
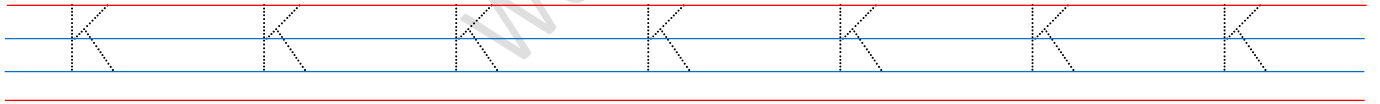
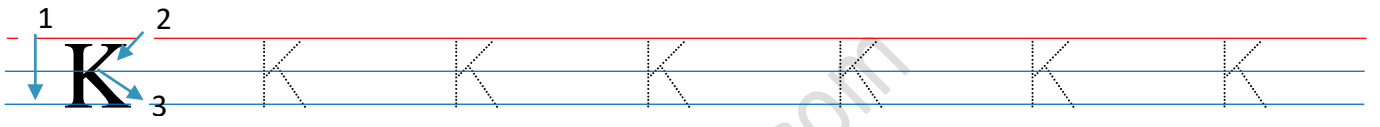
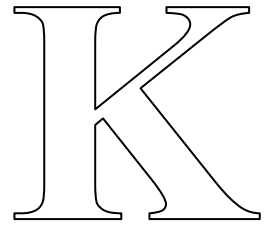
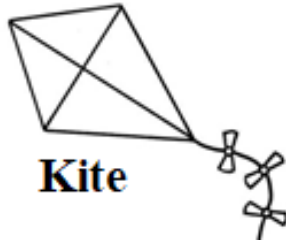
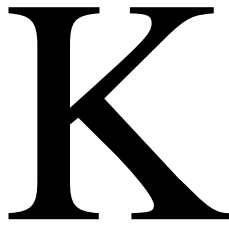
ROLL NO. -

DATE - ... / ... /

SUBJECT -

TOPIC -

Colour the pictures and letter



Remark: _____

Teacher's Sign _____

WORKSHEET

NAME -

CLASS -

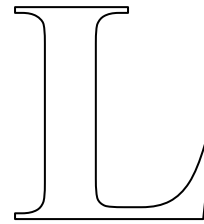
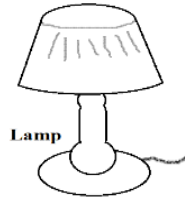
ROLL NO. -

DATE - ... / ... /

SUBJECT -

TOPIC -

Colour the pictures and letter



Handwriting practice section with multiple rows of red, blue, and black lines. The first row shows a large letter 'L' with stroke order arrows: '1' with a downward arrow and '2' with a rightward arrow. The following rows contain dotted 'L' characters for tracing. The final two rows each contain seven blue dots on the top red line, intended for independent letter writing.

Remark: _____

Teacher's Sign _____

WORKSHEET

NAME -

CLASS -

ROLL NO. -

DATE - ... / ... /

SUBJECT -

TOPIC -

G



Grapes

G G G G G G



Goat

G G G G G G

G G G G G G

• • • • • • •

H



Horse

H H H H H H



Hat

H H H H H H

H H H H H H

• • • • • • •

Remark: _____

Teacher's Sign _____

WORKSHEET

NAME -

CLASS -

ROLL NO. -

DATE - ... / ... /

SUBJECT -

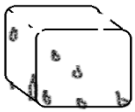
TOPIC -

I



Ice cream

I I I I I I I



Ice cube

I I I I I I I

I I I I I I I

• • • • • • •

J



Jug

J J J J J J J



Juice

J J J J J J J

J J J J J J J

• • • • • • •

Remark: _____

Teacher's Sign _____

WORKSHEET

NAME -

CLASS -

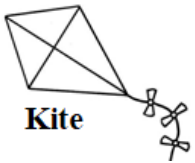
ROLL NO. -

DATE - ... / ... /

SUBJECT -

TOPIC -

K



K K K K K K



K K K K K K

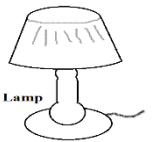
K K K K K K

• • • • • • •

L



L L L L L L



L L L L L L

L L L L L L

• • • • • • •

Remark: _____

Teacher's Sign _____

WORKSHEET

NAME -

CLASS -

ROLL NO. -

DATE - ... / ... /

SUBJECT -

TOPIC -

G-L

G G G

H H H

I I I

J J J

K K K

L L L

G H I J K L

. . . .

Remark: _____

Teacher's Sign _____