

WORKSHEET

NAME -

CLASS -

ROLL NO. -



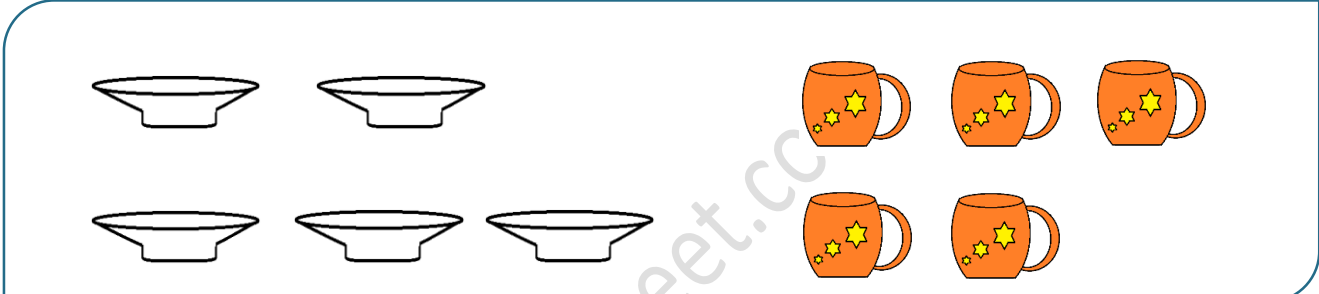
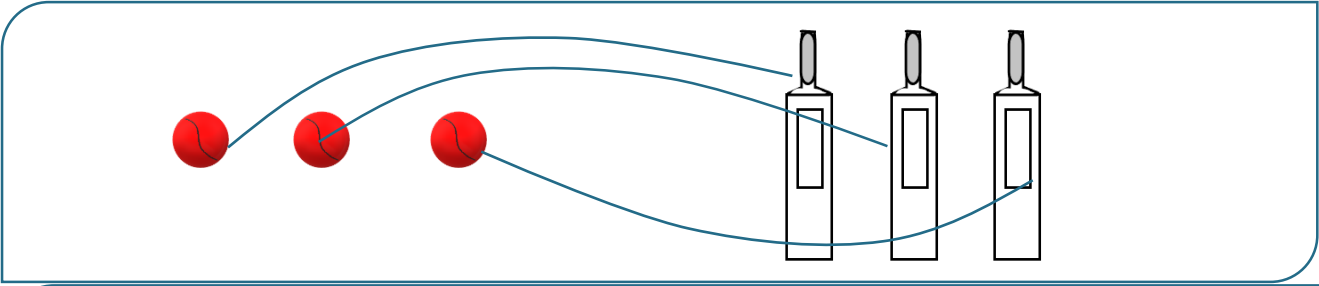
DATE - ... / ... /

SUBJECT -

TOPIC -

उतने ही जितने कि..

देखकर बताओ एकतरफ उतने ही हैं जितने दूसरी तरफ -



Remark: _____

Teacher's Sign _____

WORKSHEET

NAME -

CLASS -

ROLL NO. -


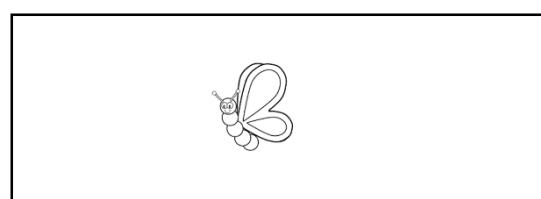
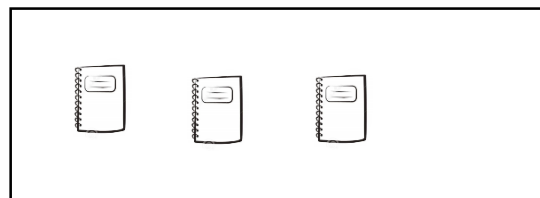



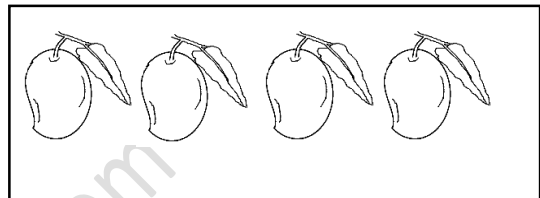



DATE - ... / ... /

SUBJECT -

TOPIC -

अधिक या कम (More or Less)

अधिक (More) पर सही (✓) का निशान लगाइए -



Remark: _____

Teacher's Sign _____

WORKSHEET

NAME -

CLASS -

ROLL NO. -

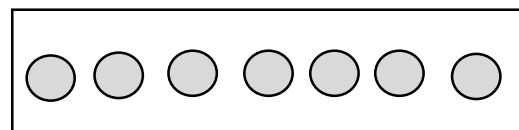
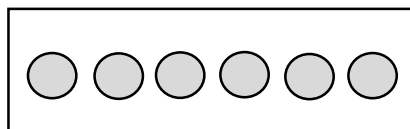
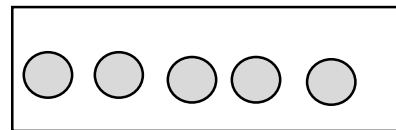
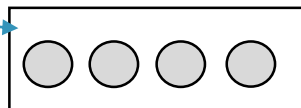
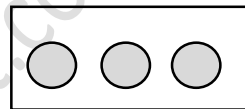
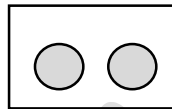
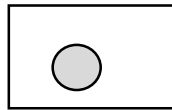

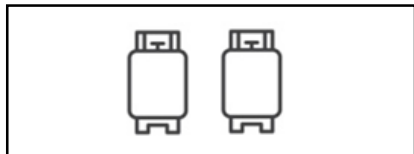
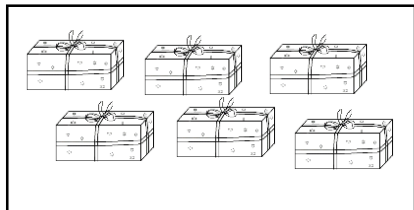
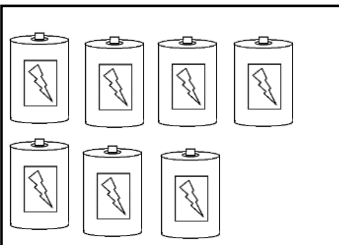

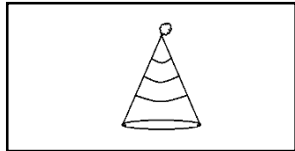

DATE - ... / ... /

SUBJECT -

TOPIC -

गिनिए और मिलाइए (Count and Match)

मेरे बराबर कौन मिलाइए -



Remark: _____

Teacher's Sign _____

WORKSHEET

NAME -

CLASS -


ROLL NO. -

DATE - ... / ... /


SUBJECT -

TOPIC -


गिनिए और मिलाइए (Count and Match)




1




2



3



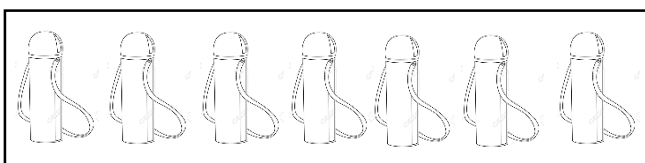
4



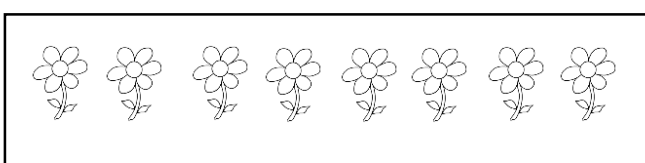
5



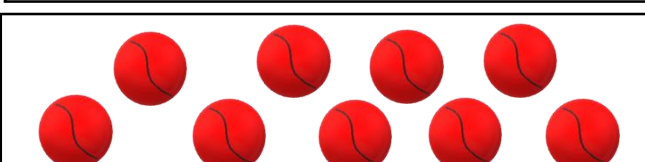
6



7



8



9

9

4

5

1

7

3

2

6

8

Remark: _____

Teacher's Sign _____