

# WORKSHEET

NAME - .....

CLASS - .....

ROLL NO. - .....

DATE - ... / ... / .....

SUBJECT - .....

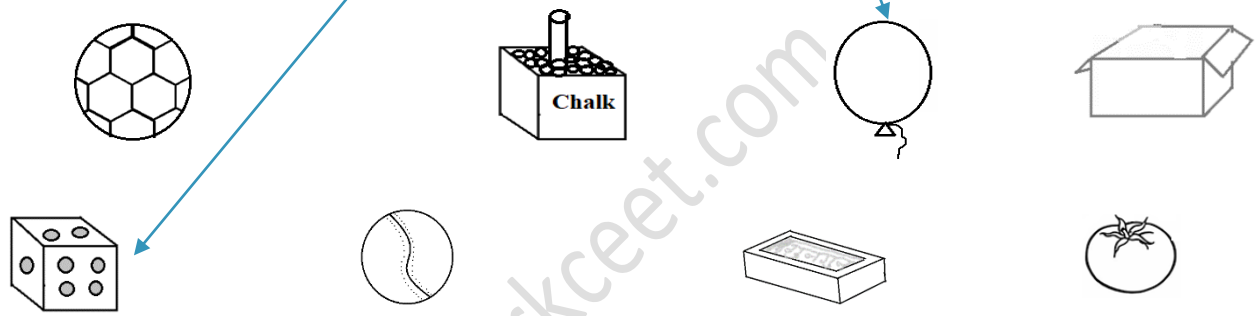
TOPIC - .....

## आकृतियाँ (Shapes)

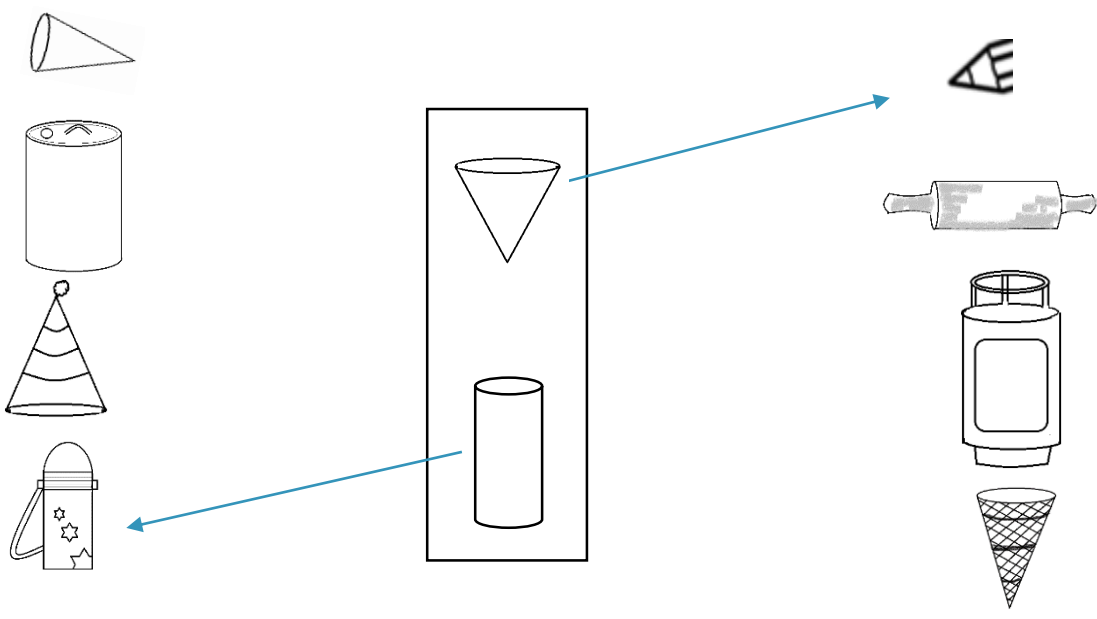
दी गई आकृतियों के समान दिखने वाली वस्तुओं का मिलान किजिए -

मेरे जैसे और कौन-कौन हैं ?

मेरे जैसे और कौन-कौन हैं ?



समान आकृतियों का मिलान किजिए -



Remark: \_\_\_\_\_

Teacher's Sign \_\_\_\_\_

WORKSHEET

NAME - .....

CLASS - .....

ROLL NO. - .....

DATE - ... / ... / .....

SUBJECT - .....

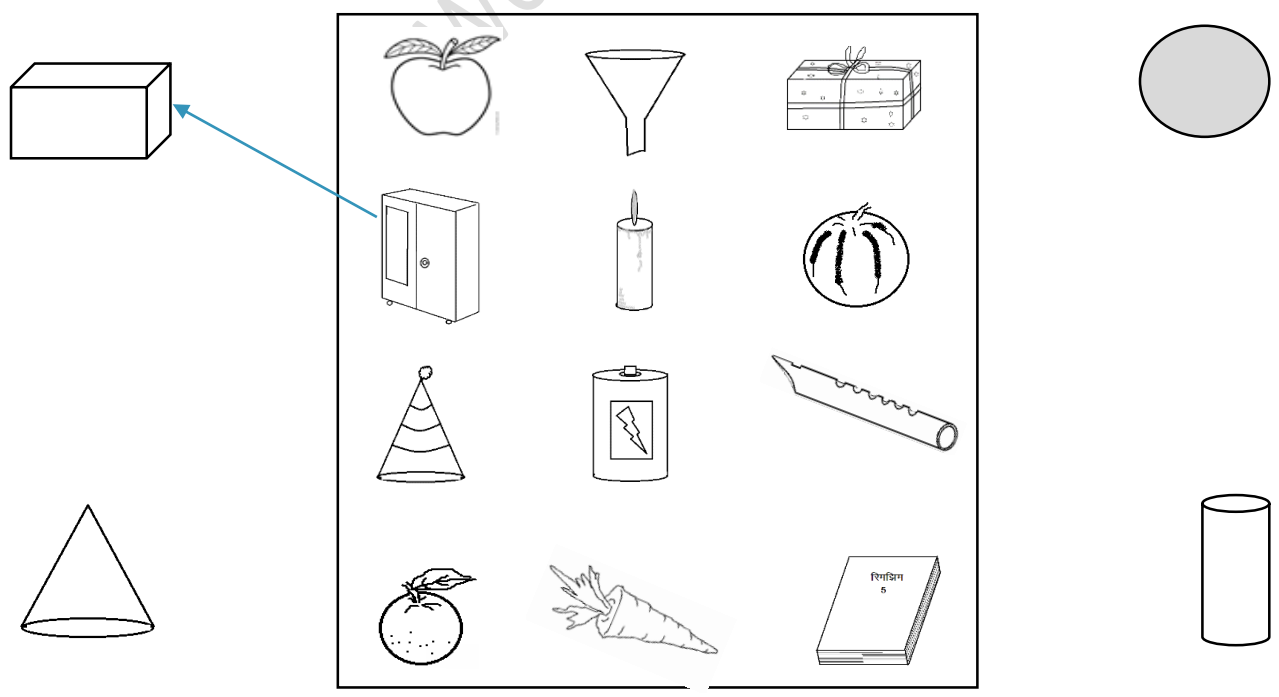
TOPIC - .....

मिलान व छाँटना (matching - sorting)

समान आकृतियों का मिलान किजिए -



निम्न वस्तुओं को आकृतियों से मिलान कीजिए -



Remark: \_\_\_\_\_

Teacher's Sign \_\_\_\_\_

WORKSHEET

NAME - .....

CLASS - .....

ROLL NO. - .....

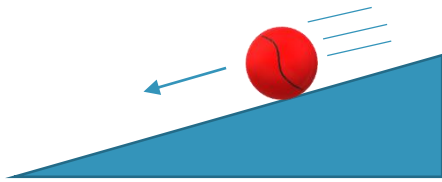
DATE - ... / ... / .....

SUBJECT - .....

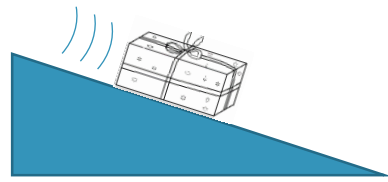
TOPIC - .....

लुढ़कना-सरकना (Rolling - Sliding)

चित्र को ध्यानपूर्वक देखकर समझिए -


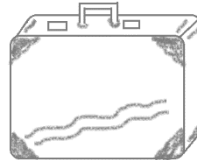
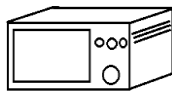
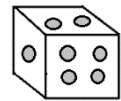
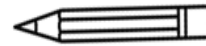
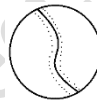



लुढ़कना (Rolling)


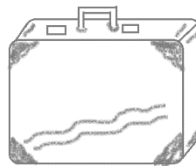
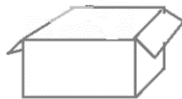

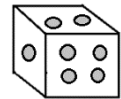

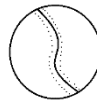
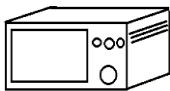


सरकना (Sliding)

लुढ़कने (Rolling) वाली वस्तुओं पर सही का (✓) निशान लगाइए -



सरकने (Sliding) वाली वस्तुओं पर सही का (✓) निशान लगाइए -



Remark: \_\_\_\_\_

Teacher's Sign \_\_\_\_\_

WORKSHEET

NAME - .....

CLASS - .....

ROLL NO. - .....

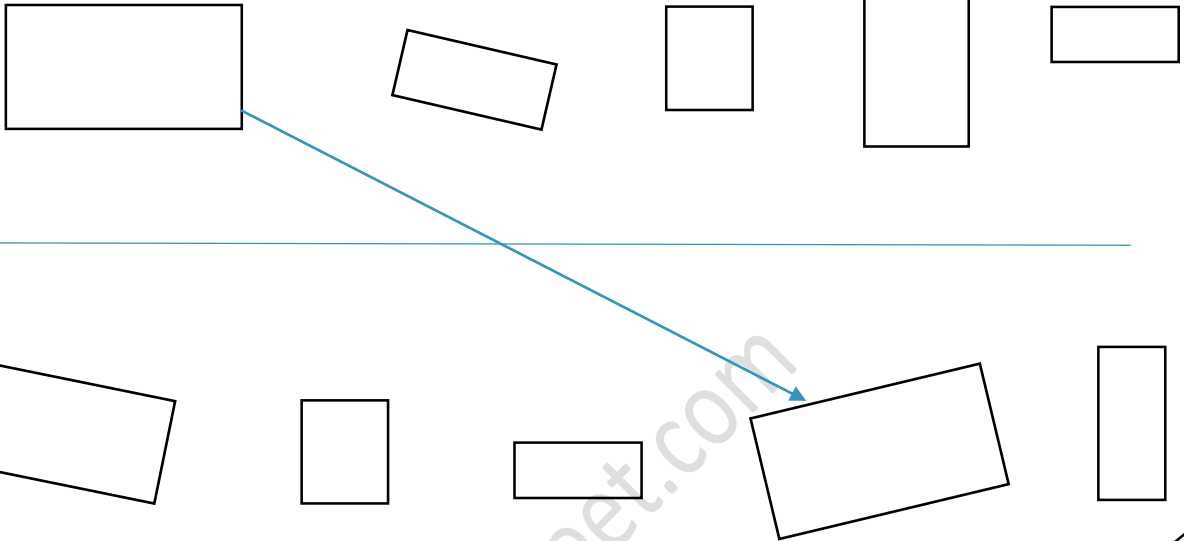
DATE - ... / ... / .....

SUBJECT - .....

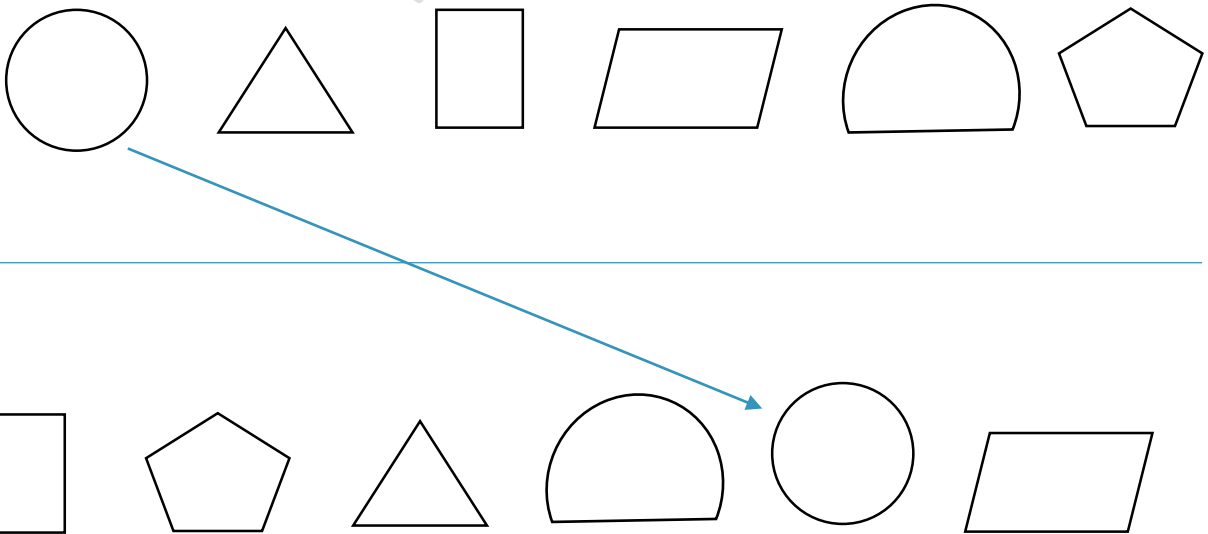
TOPIC - .....

आकार व आकृतियाँ (Size and Shapes)

बराबर आकार की आकृतियों का मिलान कीजिए -



एक जैसी आकृतियों का मिलान कीजिए -



Remark: \_\_\_\_\_

Teacher's Sign \_\_\_\_\_

WORKSHEET

NAME - .....

CLASS - .....

ROLL NO. - .....

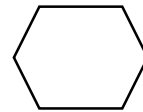
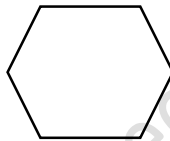
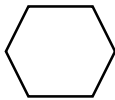
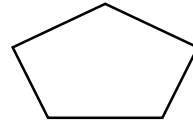
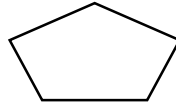
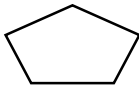


DATE - ... / ... / .....

SUBJECT - .....

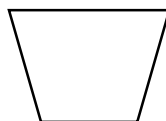
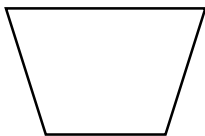
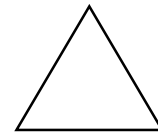
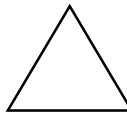
TOPIC - .....

सबसे बड़ा – सबसे छोटा (Biggest – Smallest)

सबसे बड़ी आकृति पर रंग भरिए –



सबसे छोटी आकृति पर रंग भरिए –



Remark: \_\_\_\_\_

Teacher's Sign \_\_\_\_\_

WORKSHEET

NAME - .....

CLASS - .....

ROLL NO. - .....

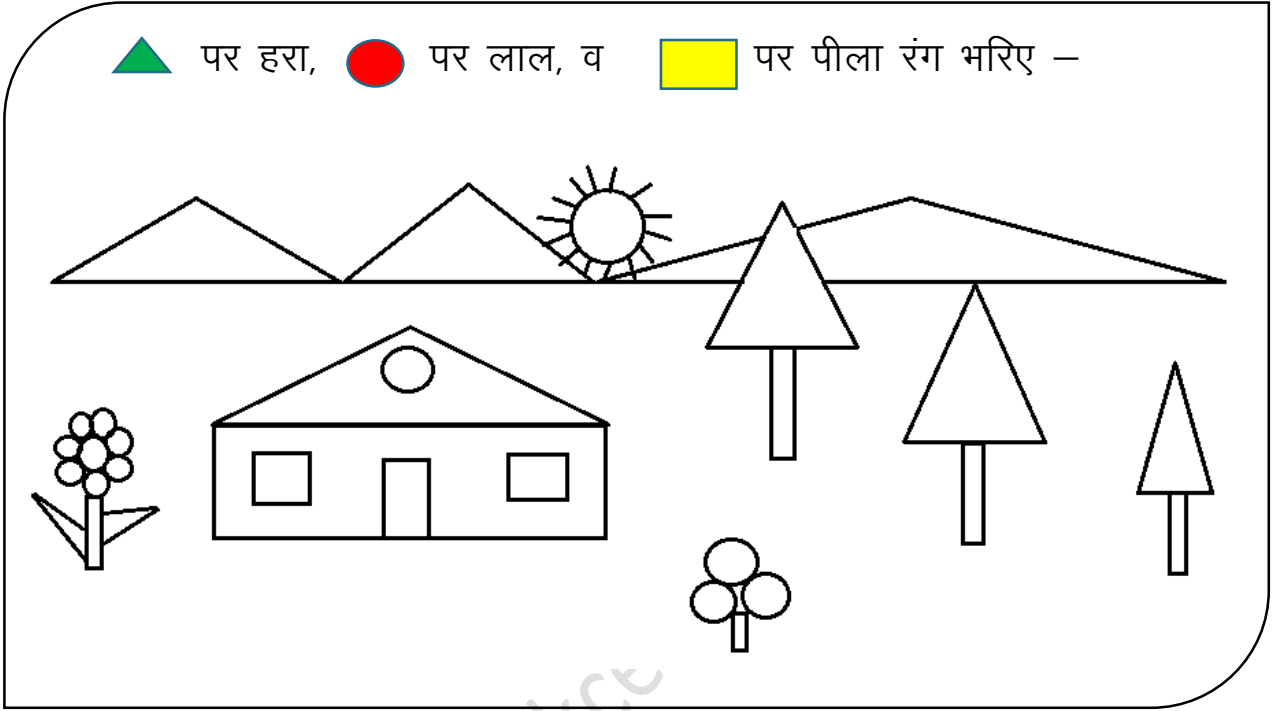
DATE - ... / ... / .....

SUBJECT - .....

TOPIC - .....

बनाओ व रंग भरो (Draw and Colour)

▲ पर हरा, ● पर लाल, व ■ पर पीला रंग भरिए -



आप भी कुछ आकृतियों से चित्र बनाएं व रंग भरिए -

Remark: \_\_\_\_\_

Teacher's Sign \_\_\_\_\_